



|       |   |
|-------|---|
| ..... | 2 |
| ..... | 3 |

915000007748965415

2014 1 2

[2014]5

2,725

1,225

1,500

2014

1 29

Porton Pharma Solutions Ltd.

401121

544,123,320



|  |            |  |            |
|--|------------|--|------------|
|  |            |  | / /        |
|  | 17,347,470 |  | 2009.11.30 |
|  | 17,347,470 |  | 2009.11.30 |

$2/3$

10

6

3



10%



60

180

1%

30



5%



2/3

2/3

2/3

70%

10%

50%

50%

50%

5000

50%

500

50%

5000

50%

500

1

6

2

$2/3$

$1/3$

10%

2

10


5

10

5

10

10%



20

15

9:15

9:30

3:00

2

7

5%

5%

2







30%

36

1%

2/3

1

2

3%

1

2

3

1%

1

2

3%

10



2

5

3

3

3

1/2



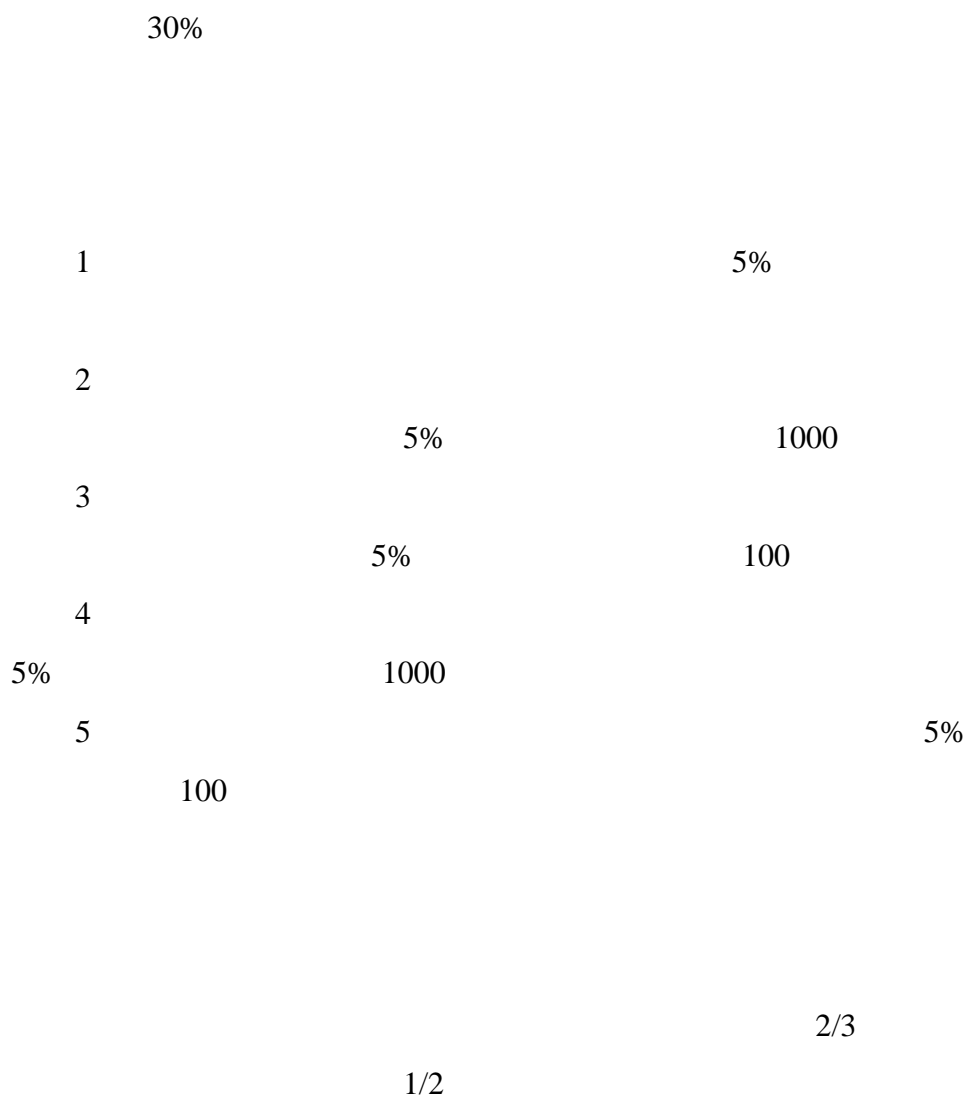





3

9

1







2

10

1

1





30

30

3

3

1

$1/3$

6

1

10

4

2

10%

50%

25%

10%

80%

40%

20%

2

1

10







10%

$\frac{2}{3}$

15

10

60

30

45



50%

50%

2022 4 22